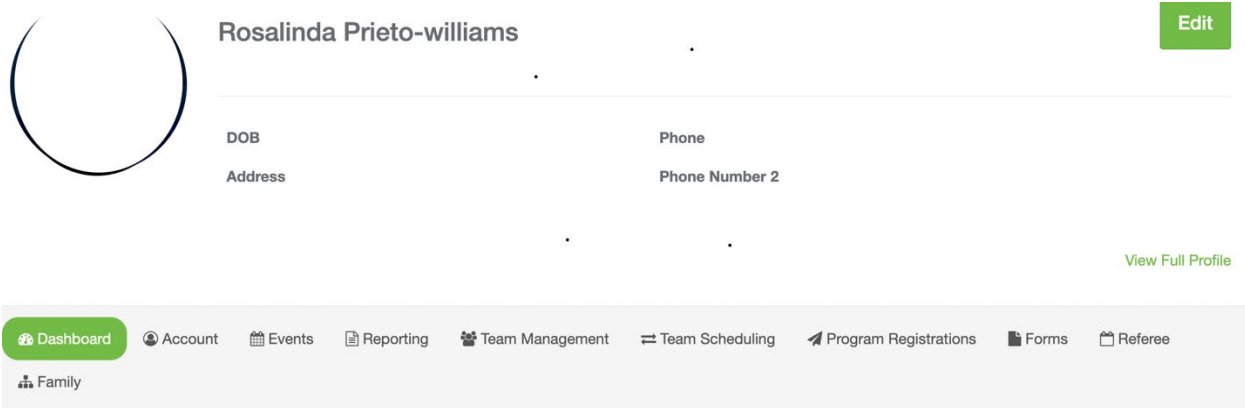
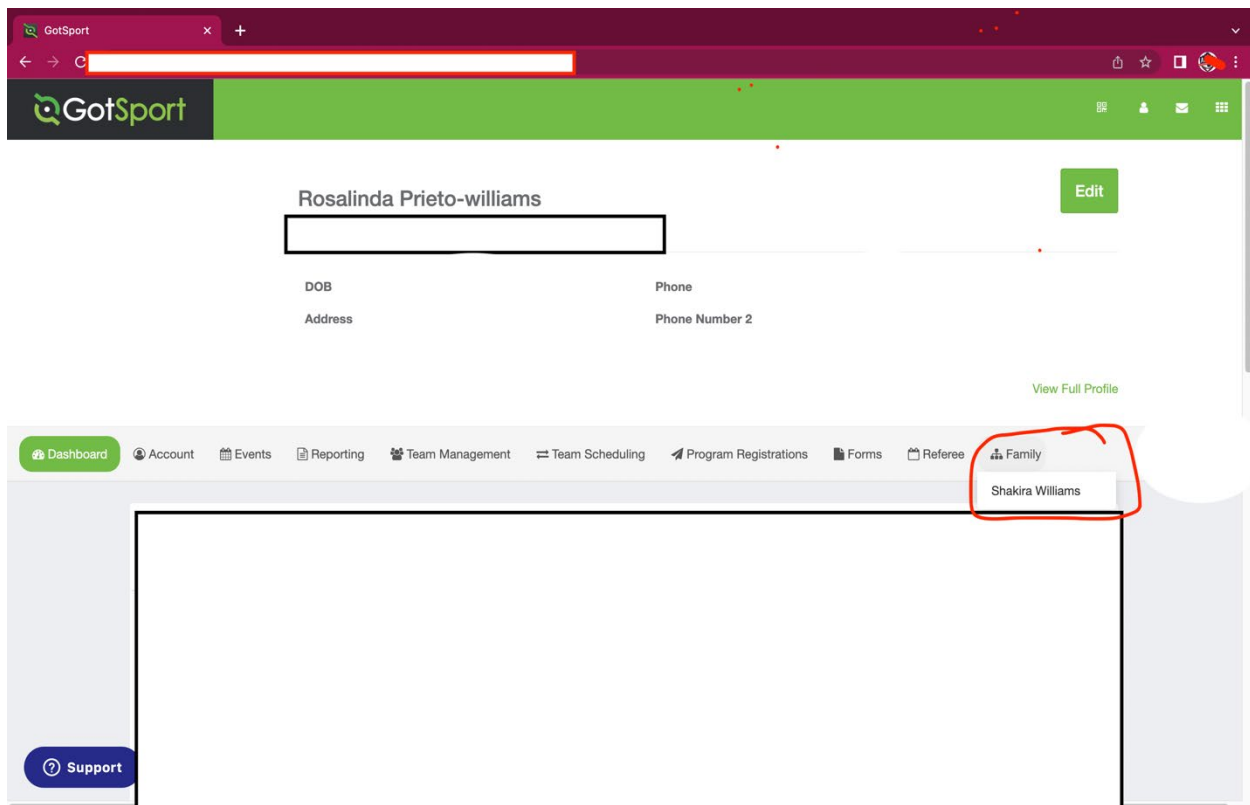


SafeSport Instructions for Parents with Minors 17 years old

Step 1 – Parent needs to log in to gotsport, using system.gotsport.com



Step 2 – Click on Family Tab and select the player who needs to complete safesport



Step 3 - Players Profile is up and you will see contact email as the parents (leave it), look for the email/userID which should be blank and add the players email address in there (it must be different than the parent's email). Go to the bottom and save it.

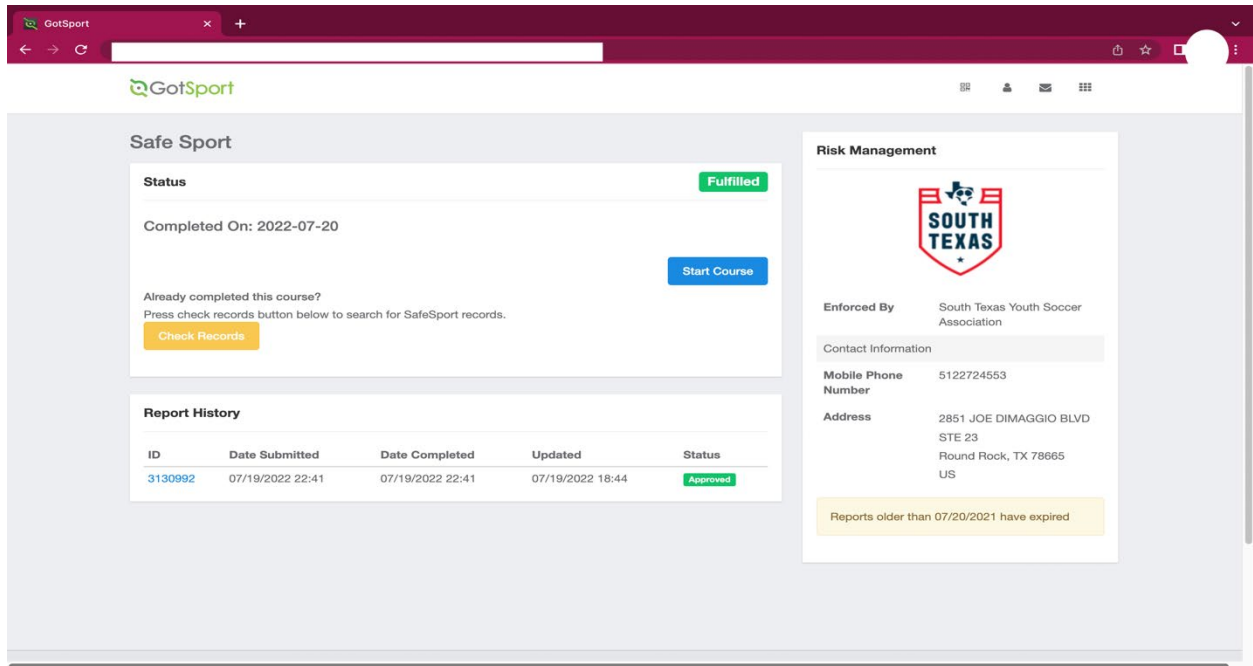
The screenshot shows the 'Profile' page in the GotSport system. The 'Email/UserID' field is highlighted with a red circle. The page includes a navigation menu on the left with options like 'Account', 'Roles', 'Rosters', and 'Registration History'. The main content area contains a 'Photo' section, a 'College Recruiting' section with an NCSA logo, and a form with fields for 'First Name', 'Middle Name', 'Last Name', 'Suffix', 'Preferred First Name', 'Email/UserID', 'Contact Email', 'Gender', 'DOB', 'Preferred Date Format', 'Preferred Time Format', 'Preferred Language', 'Graduation Year', and 'GPA'.

Step 4 – Player will click on Dashboard (where they will see their requirements). In this section the player will click on details next to Safesport and the Parent will need to sign off and submit allowing the player to take safesport due to being a minor still.

The screenshot shows the 'Dashboard' page for 'New Braunfels Ajax'. The 'Requirements' section is highlighted. A table lists requirements with their status and completion dates. The 'Details' link for 'Safe Sport' is circled in red.

USYS Requirements	Rolling	21/22	22/23	
Safe Sport	Fulfilled	Not/Applicable	Not/Applicable	Details
Proof Of Birth	Fulfilled	Not/Applicable	Not/Applicable	

Step 5- Player will be able to click “START COURSE” which will take them to the third-party website for safesport. (This is a view of what it will look like once your player completes the 90 min course)



Step 6 – Player must sign up with safesport. Please make sure that they fill out the information with exactly the way their gotsport profile has their name (First, Middle & Last) and email address. This will allow for their certificate to attach without errors. They will need to put “Soccer” in the name of sport or community organization.

